



Welcome Back!

Please Reserve Questions

We hope to provide you the answers through this process.

We can provide you a link to send more detailed questions at the end of the presentation.

ACKS



Game
ON!

DANVERS INDOOR
SPORTS
Today's Athlete and Tomorrow's Champion

Air Quality

❖ Working with protocols



Air Quality

❖ Our HVAC SYSTEM

The HVAC systems controlling heating and air conditioning, along with make up air for your building were designed by a mechanical engineer, industry standards and Mass. energy code. Below shows the amount of CFM (cubic feet per minute) of fresh air being brought into the building.

Type of equipment	Total CFM of fresh air
Package & split systems	5,280 cfm
Makeup air units	16,300 cfm
TOTAL CFM of FRESH AIR	21,580 cfm


All systems were balanced to specified CFM within 10% by an independent air balance company.



Air Quality

- ❖ Our HVAC SYSTEM
- ❖ Doing the MATH

3 Million Cubic Sq. Ft.



Air Exchange every 2.5 HOURS

Air Quality

- v Our HVAC SYSTEM
- v MERV 13 (0.3 particulates)
- v 2 Vs. 2




Today's Athlete and Tomorrow's Champion

Filter Ratings Explained

MERV • MPR • FPR

Catch Some MERV 8

Compares to
MPR 600
FPR 5



Catch More MERV 11

Compares to
MPR 1000-1200
FPR 7



Catch All* MERV 13

Compares to
MPR 1500-1900
FPR 10



*When we say "Catch All", we mean it catches all the particles you could worry about in an average household while still providing proper air flow. These are not medical grade HEPA filters.

MASS GUIDANCE

- ❖ Expectations Tomorrow
- ❖ Missing the MARK



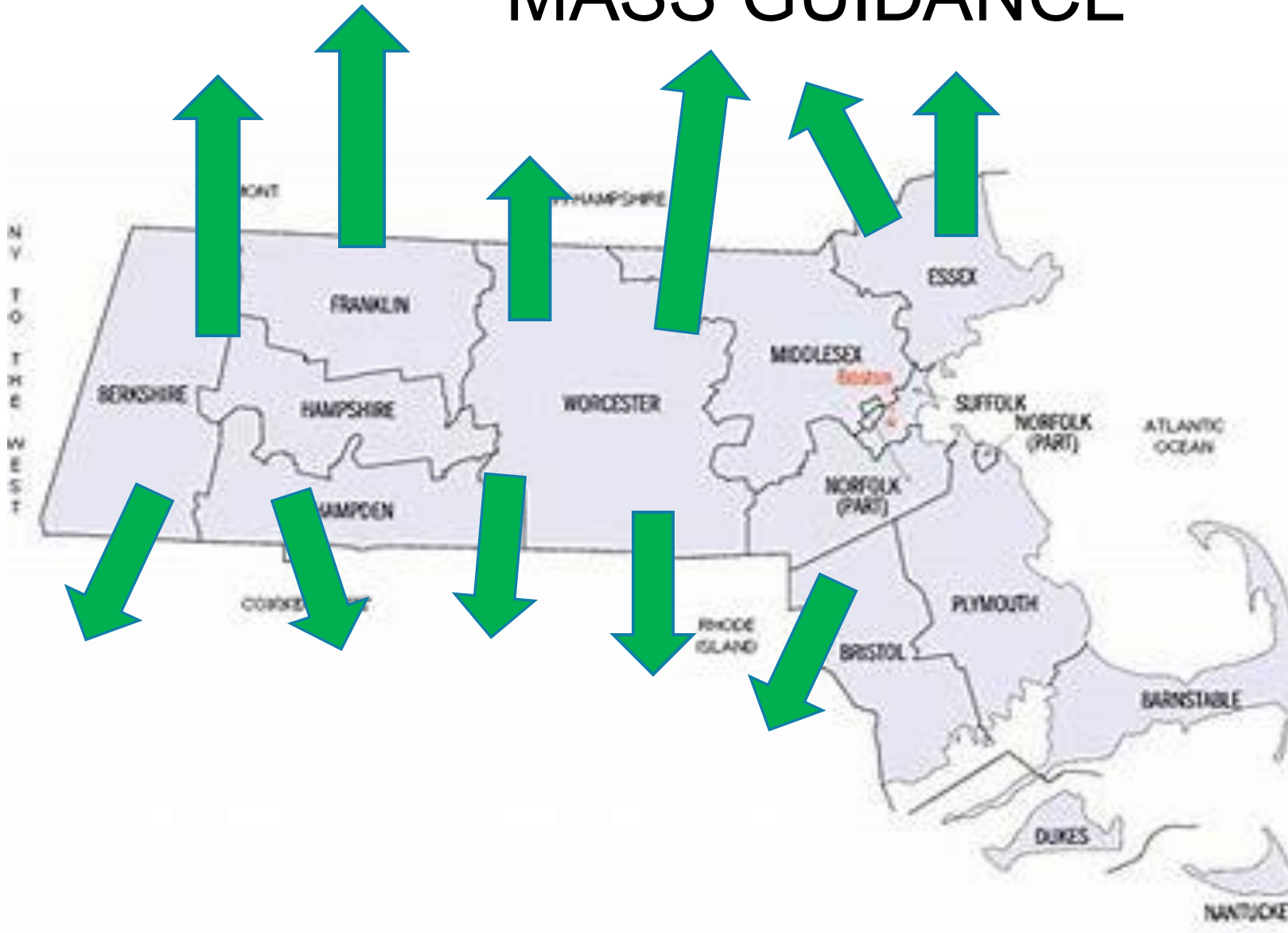
MASS GUIDANCE

❖ Missing the MARK

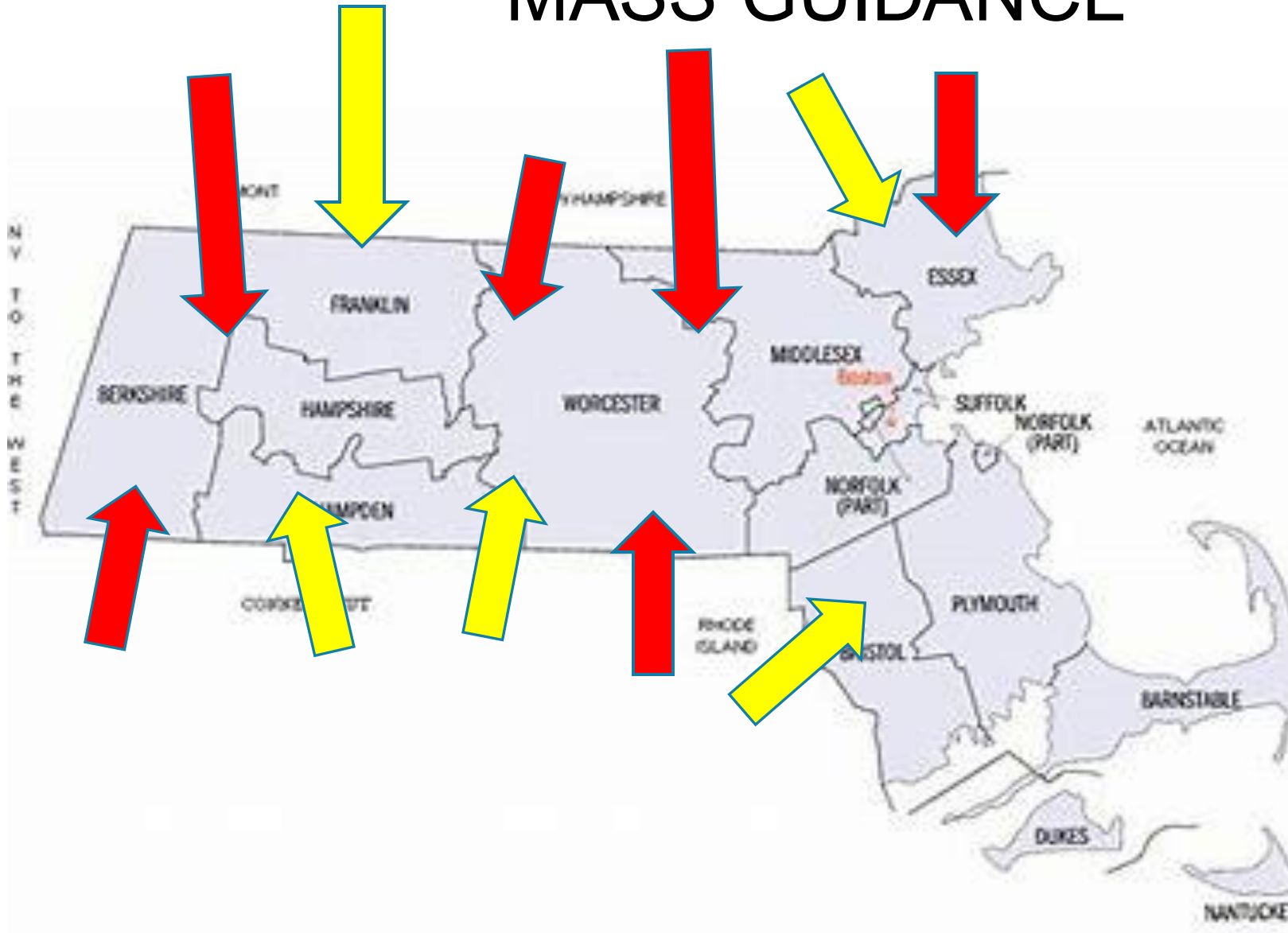
- HOCKEY
- 21 Rinks affected
- Tournaments
- Reckless Parents
- 30 Clusters
- Out of State Play




MASS GUIDANCE



MASS GUIDANCE



MASS GUIDANCE



MASS GUIDANCE



DANVERS INDOOR
SPORTS





Welcome Back!



COVID-19 Soccer Return To Play Guidelines

Updated November 3rd, 2020

Spectators

- Indoors: each player under the age of 18 is allowed one spectator for all Danvers Indoor Sports soccer league play. Siblings are not allowed
- Outdoors: spectators are permitted and required to follow the below guidelines
- all spectators are required to wear a mask at all times
- all spectators are required to stand at least six feet away from each other at all times

Danvers Indoor Sports Entrance and Exit

- participants are required to enter and exit the facility at pre-assigned doors. Please view our facility entrance and exit plan using the link below

<https://danversindoorsports.com/dis-reopening/>

- participants and spectators are asked to wait in their car until five (5) minutes prior to their kickoff time. Teams and spectators must remain outside until they are let in the building by a DIS staff member
- participants and spectators are required to sanitize upon entering, and exiting the facility

COVID19 Soccer League Play Guidelines

- Teams may only bring up to 12 players, and one coach per game for indoor league play. Team roster size remains unlimited
- All intentional heading of a soccer ball is suspended. Intentional heading will result in an indirect free kick for the opposing team
- Shoulder to shoulder contact is suspended, as is any other intentional physical contact. Intentional contact will result in an indirect free kick for the opposing team
- For all restarts, all players must comply with 6-foot distancing from both teammates and opponents. Normal DIS encroachment rules apply.
- Incidents of players spitting will result in an immediate ejection with a one game suspension

Mask Policy - Player/Coach

Gaiter masks are not approved facial covering for DIS league play. Only face coverings that loop around players ears are acceptable. This applies to coaches, and league referees as well.

All players, coaches, and referees must wear face covering during play, and on the bench. The default expectation is that the face covering will be worn properly. Failure to have your face coverings securely/ properly worn according to these guidelines will result in an indirect free kick for the opposing team, as well as a two minute card for the player in violation.

Coaches and Officials must wear facial coverings at all times when social distancing is not possible. Players must wear facial coverings at all times on the sidelines when social distancing is not possible.

It is the responsibility of the head coach to certify that their entire team is wearing appropriate/ approved face coverings prior to each game. Facial coverings are treated as legal player equipment as are shin-pads, and proper footwear.

If at any point the referee feels that conditions are not safe in the bench area, as it relates to face coverings, they may issue a two minute card to the head coach for failure to enforce the facial covering policy.

Players, Coaches, and Officials must use hand sanitizer prior to entering the field, and after exiting the field.

Players, Coaches, and Officials are required to wear masks at all times while they are off of the field (ie DIS common areas, parking lot, restrooms)

For more information Danvers Indoor Sports COVID-19 reopening plan, preference the following link: <https://danversindoorsports.com/dis-reopening/>

Soccer League Refund Policy

In the event of a government mandated COVID-19 shut down, Danvers Indoor Sports soccer leagues will be suspended until it has been deemed safe to return to play. Outstanding suspended games will be rescheduled at a later date.



Coach's Checklist 2020/21

You will need the following information to properly register your team for the upcoming indoor season.

1.) Roster Management

Your team will need to be properly registered by the first game. Through our website, you can create and manage your team's roster. All information including phone contact, date of birth, and email addresses are required for each player. Online waivers will be completed by the parent upon registration. Their registration will begin when you, the coach, invite the "participants" to join your team online.

You have up until the third game to make any revisions. Any "add-ons" after the third game will need approval from a league director.

☐ I have completed the online registration for my team.

2.) Age Verification

As the coach, your responsibility requires that your team is properly registered and is age appropriate. Each player you register must prove age eligibility via COPY of legal date of birth record in the forms below:

State Issued Birth Certificate, Passport, ECYSA Player Card*, ECYSA Issued Team Roster*

*ECYSA is not responsible to furnish these records

☐ I collected all D.O.B. records for my team and will submit these copies to DIS prior to the first game.

DIS does not retain these records. Proof of age will be returned immediately after validation

3.) Heads-Up Concussion Awareness

As a coach, it is mandatory that you have either completed the CDC "heads up" concussion training or have completed the "Heads-Up" concussion awareness program that is available to you online.

Nfhslearn.com - Concussion in Sports elective course - FREE

☐ I have completed the online concussion awareness course and will submit my certificate of completion to DIS prior to my first game

4.) First Aid Kit and Hand Sanitizer

As the coach, it is required that you have on hand, a first aid kit in the event one of your players suffers an injury. DIS does not provide first aid supplies such as band aids, ice packs, athletic tape, or ace bandages.

☐ I will provide a first aid kit to my team, and will bring it to each game throughout the winter

5.) League Fees

As the coach, you are responsible to collect any and all outstanding league fees due to DIS. It is your responsibility to track payments made regarding your team to DIS.

☐ I have collected all fees pertaining my team and will submit them to DIS prior to the start of our third game.

It is your responsibility to complete the items above. Failure to complete these items may exclude your teams eligibility for play. Please remember to consult your rule book and coaches reminder sheet, for a complete guide to understanding what is allowed and expected at DIS. Please inform your parents that we encourage only positive reinforcement during competitive play and a "Zero Tolerance" policy is highly enforced



Coach's Reminders 2020/21

For a full version of our rulebook please visit www.DanversIndoorSports.com

Boys Soccer Director: Lisa@DanversIndoorSports.com

Girls Soccer Director: Andrew@DanversIndoorSports.com

- Danvers Indoor Sports does adhere to a "Zero Tolerance Policy"
- Danvers Indoor Sports is a "Non-Cleat" facility. Flat soled athletic shoes or approved "turf shoes" are allowed
- Rosters must be submitted by the first game of the session. Players can be added to rosters up until week three.
- Payment in full must be made through coach/parent DASH accounts or in the office prior to the third game of each session.
- You must have at least one assistant coach and/ or parent representative on your roster.
- Players cannot be "double rostered" within the same division.
- Anyone affiliated with your team is the responsibility of "you" - the coach.
- NO coffee on playing surfaces or player benches... EVER.
- NO food on playing surfaces or player benches ... EVER.
- NO gum on playing surfaces or player benches... EVER.
- Teams must wait outside, in their vehicle until 5 minutes prior to kickoff.
- Understand and adhere to all league and facility policies
- Discrepancies with referees will not be handled with the referees directly. If you need clarification, please visit a staff member in the main office.
- Your input is equally valuable to us. Please share thoughts and concerns with any of our staff members. Please channel thoughts and concerns through the head coach, or your parent representative. We always make time for them in a mutually respectable format.
- Games must start on time. Please have your team ready to go before they take the field.

Cancellations

- 1.) Notify your opponent immediately via phone. DO NOT LEAVE AN EMAIL. If we have not given you your opponents contact information, please contact the office at 978-777-7529
- 2.) Notify the office at 978-777-7529 of the cancellation. DO NOT EMAIL YOUR DIRECTOR.
- 3.) A list of make-up times are readily available for outdoor, and COVID19 conflicts on a first come first serve basis. Please email your director for availability.
- 4.) Make up games may be subject to a \$30.00 referee fee.
- 5.) Confirmations must be done. Once you book the time for your make-up game, please contact your league director to confirm all details.



Today's Athlete and Tomorrow's Champion



2020 - 2021 Season

Soccer Rule Book

Coaches : Welcome to Danvers Indoor Sports!

What Is At The Top Of Our Priorities?

Welcome to Danvers Indoor Sports. Safety and Sportsmanship are at the top of our priorities. Supporting that priority is to hold each and every visitor accountable for their individual behavior at DIS. Any aggressive play, fighting, or verbal abuse by any coach, player or guest will result in an immediate dismissal and will be subject to further review by Danvers Indoor Sports. Contact Persons must set a good example by abiding by all rules and regulations set by Danvers Indoor Sports. Contact Persons are expected to reiterate our Zero Tolerance Policy among their respective group(s). Danvers Indoor Sports expects that all of its participants conduct themselves in a positive manner which includes: treating others with the highest respect and only expecting that respect is reciprocated, positively reinforcing and supporting those around you, avoiding negative or detrimental situations, respecting house rules and policies as you would expect in your own home, be patient and understanding when communicating with Children, respect official's duty; respect officials without necessarily agreeing with them at all times. Any behavior that falls short of these expectations are quickly assessed and reviewed. Actions are taken swiftly. If negative situations require further inquiries, that action is taken.

Can Equipment Be Brought Inside Danvers Indoor Sports?

No balls are to be brought unto the building for the safety of all of our players and spectators. DIS will provide three practice balls for each team and will also provide the game ball. Balls are restricted to playing fields only. Special arrangements for private rentals or clinics can be made so that personal equipment, approved by DIS staff, such as additional practice balls may be used provided they are kept in equipment bags until you are on the playing fields. Please communicate your needs to us in advance so that we can accommodate you.

Supervision

For the safety of all our guests, we must insist that all juveniles be supervised while they are on the property – there are no exceptions. Please be sure to pass along our serious feelings towards this matter to all parents and friends that visit with us.

Who Is Allowed in the Bench Areas and on the Playing Fields?

Only coaches (a maximum of two per team), players on the coach's current roster, designated instructors, assigned referees, or DIS Staff are allowed in the bench areas or on the playing fields. This applies before, during, or after any game. Please instruct parents and friends who visit with us to abide by this and all of our rules and regulations. In the absence of coaches, parents may be asked to act as coaches and are required to abide by DIS rules and regulations.

What is NOT Allowed in the Bench Areas or on the Playing Fields?

To keep the playing surfaces in top condition, it is necessary to restrict all **Candy, Food, Gum, Coffee, Soda Cans**, etc. from entering designated warm up areas, benches, or the playing fields. All fruits are not allowed inside DIS playing fields or bench areas. Water bottles with covers or lids may be brought into the bench warm up, or playing areas. No **Casts**, watches, bracelets, **earrings**, or other pieces or jewelry that may be hazardous to self or others may be worn while on playing surfaces. Coaches, please advise your players that new piercings that have non-removable studs are not allowed. Players must remove all jewelry before entering the playing surfaces, benches, or warm up areas.

“No Show” Situations or Postponements

If coaches cannot field a properly rostered team on game day, they are responsible to notify the opposing coach immediately, followed by notifying DIS. The opposing team has the option to: 1.) Come in to practice and waive makeup game 2.) Find another opponent approved by DIS 3.) Take the day off, waiving makeup game. In the event of a team's forfeiture, the opposing team is awarded a one goal win in the regular season and tournament games.

Referees

DIS will provide the best available referees. USSF certified referees will be assigned whenever possible. If you have a dispute with a referee's call or performance, discuss it with DIS staff and not on the field with the referee. Remember that it serves no purpose to argue with the person who felt justified in making the call in the first place. Any attempt to intimidate the referee or any public criticism of the referee will be considered unacceptable behavior on your part. We will deal with these problems in a mature, civilized manner.

Protests

In the event that you wish to file a protest, please do so ONLY to DIS staff, and on the day of the game. A \$100.00 protest fee shall be paid to DIS prior to the protest meeting, which will be arranged at a mutually acceptable time. If your protest is upheld, your protest fee will be returned.

Game Clock Procedures

We are frequently asked why we do not stop the clock when there is a player injured. The reason of course is that teams coming in to play want to start their game on time. If we did stop the clock each time a player remained on the floor for any period of time, we would virtually have no games starting on time and this would disrupt the lives and schedule of all of our customers and guests – with games starting at midnight. The first consideration in the facility is for the safety of the players, and when a player is injured, we will suspend play until such time that we feel that the player is not seriously injured and has received proper treatment.. If the injury occurs within the last two minutes of the game, and the score is within one goal NOT tie, at the discretion of the referee, he or she may add necessary time back on the clock up to two minutes. The game will then be completed by diminishing half time and warm up time and/or the half time from subsequent games to make up for lost time.

Deposit Procedures

We often receive requests and deposits for the following season. In order to maintain our policy of renewal, these deposits are taken for wait list teams only. We ask all coaches who wish to renew for the coming Fall to do so by April and therefore you will automatically be guaranteed renewal in the league you are presently in. Teams in good status, that desire a league change are subject to availability. If you are vacating your position in a league for any reason, we would like you to inform us if there is a team from your town or club that wishes to replace that team. It is our hopes that we can provide continuity for the towns and clubs coming up through the leagues. We will be able to organize those leagues and fill empty slots properly with your cooperation in these matters. Deposits remain at \$100.00.

Club Team Policy

Our policy for club teams is identified as: “teams with three or more player from different towns” and these “Club” teams are required to play in a league higher than their age classification. Teams from regional schools are not considered “Club” teams. With careful consideration, a club team can be considered for appropriate “age eligible” play.

Video Recording Policy

Recording video on your cellphone or other devices within our coaching areas on all playing surfaces is strictly prohibited. We ask that if you wish to record a match that is be done from our designated spectator areas.

Please Drive Safely

DIS insists that all vehicular traffic adhere to cautious awareness and follow all traffic rules and patterns. There is a 25 MPH speed limit on all DIS access roads. Please be reminded that we share these roads with other local businesses.

Tobacco

Smoking and tobacco use is not allowed in the building, including the entryways and the restrooms. There is absolutely no alcohol permitted at DIS or on the premises. We ask that you cooperate with us in the matter.

Holiday Closures

DIS will be closed on Thanksgiving, Christmas Eve, Christmas Day, New Year's Eve, New Years Day, Easter Sunday, and July 4th. Special conditions apply.

2020-21 Age/Grade Requirements

PROGRAM	GRADE REQUIREMENT		BORN ON OR AFTER
U-8	2 nd Grade or Lower	AND	1/1/2012
U-10	4 th Grade or Lower	AND	1/1/2010
U-12	6 th Grade or Lower	AND	1/1/2008
U-14	8 th Grade or Lower	AND	1/1/2006
U-16	10 th Grade or Lower	AND	1/1/2004
U-19	12 th Grade + 1 year or Lower	AND	1/1/2001

Danvers Indoor Sports - Soccer Rules and Regulations

The current “FIFA” Laws of the Game” will be used as the basis for all decisions relating to the playing of the game except as noted in this document. In addition to this document there are rules and regulations governing the behavior of players, spectators, and coaches, which DIS Staff will enforce.

*Rule variations between boarded and un-boarded fields will be noted where applicable.

Rule 1

The Number of Players

The match is played by two teams. It is mandatory for both teams to have a designated goalie on the field during playing periods. On the large and small sized field of play, a team consists of not more than 7 players. A match may not start if either team consists of fewer than 5 players. A Player must play in at least three regular season matches or approved by DIS to be allowed to play in end of season playoffs.

Rule 2 Benches

Benches are restricted to a maximum of two coaches during games. All coaches must be properly registered.

Rule 3 Equipment

The home team must supply its own alternate jersey when a shirt color conflict exists. All players must wear shin guards, covered with socks, at all times. Teams must wear coordinating shirts with numbers. Goalies must wear contrasting colors to both teams. All players must wear approved turf or flat-soled shoes - cleats are NOT allowed.

Rule 4 Match Play

Each league game will consist of two 25-minute halves, running time with a 3 minute warm up and a 2 minute half time. No overtimes are played during regular season. On all kickoffs the ball must travel 30 inches before being played by any player. On all kickoffs, the ball need not travel forward. The home team will kick off first half, the visiting team kicks off in the second half. The Home team is designated as the team listed on the left of the house schedule.

Rule 5 Forfeitures

Games must start on time. Any team without the minimum players ready to play within 10 minutes of the start of the match will forfeit the match. Their opponent shall be awarded one goal to designate the win.

Rule 6 Game Balls

Size four balls will be used in all U6, U8, U10, and U12 games, all other age groups will use a size five ball.

Rule 7 **Offside**

There is no offside.

Rule 8 **Substitutions**

Substitutions may occur on an unlimited "On the fly" basis, provided the player leaving the field is on the bench before the replacement enters the field. Failure to do so results in a 2 minute penalty. Jumping over the bench boards, before, during or after the game results in a 2 minute penalty. When a team has more than 7 players on the field, results in a 2-minute penalty.

Free substitutions occur when the ball goes over the walls* into the side or end nets. Free substitutions are made by sending your subs on the floor immediately. Only the offensive team (with possession) has the initiative to make a free substitution. The defensive team may then make a free substitution. The referee will restart the game with a whistle as soon as they consider the placement of players is fair, even if the departing players have not left the field.

Coaches **MAY NOT** have a free substitution when the ball hits the ceiling or during two line violations.

*On the un-boarded fields, free substitutions may be made any time the offensive team has possession when the ball is put out of play, or during a kickoff.

Rule 9 **Ball Out of Bounds**

Balls out of play over the walls are restarted from the spot where the ball went out of bounds.* Balls out of play over the end walls restart with either an indirect corner kick (offensive possession) or a free kick (defensive possession).

Balls that hit the ceiling or pass out of the playing area are out of bounds. This will result in an indirect free kick under the spot where the ball hit the ceiling or went out of bounds. If the ball hits the ceiling in either penalty area the ball shall be placed on the middle of the penalty area line at the top of the penalty area ("top of the box"). The free kick is indirect.

*Balls put out of play over the sidelines result in a stationary "kick-in" on the sideline at the point where the ball was out of play. Defensive players must be AT LEAST five yards away from where the kick-in is being taken "Kick-in" restarts are indirect.

Rule 10

Free Kicks

On all free kicks the ball must travel 30 inches before being played by another player. On all free kicks, 5 seconds will be allowed to put the ball back into play. If the offensive team fails to put the ball back into play within five seconds from the time the referee indicates start of play they lose possession.

On all free kicks, only the player taking the kick may be next to the ball - On the big field all other players must be at least 5 yards away from the ball, on the small field all other players must be at least 3 yards away from the ball (encroachment area).^{*} The offensive team does not have to ask for room.

Defensive encroachment of the required yardage will result in a 2 minute penalty. A second offensive player within the encroachment area results in loss of possession.

All free kicks are indirect **unless** resulting from a **slide** which results in a direct free kick. The direct free kick is taken from point of infraction unless inside the penalty area when it would result in a penalty shot.

If there are three or more defenders in a wall, offensive players are not allowed to be part of the wall. In addition, offensive players must be 5 yards or more away from the ball. The referee will not start play until all offensive players are in a proper, and legal position.

^{*}On all free kicks on the un-boarded field, the encroachment area is 5 yards.

Rule 11

"Two-line" violations

The "two-line violation" will apply.^{*} It occurs when the ball travels in the air over any two designated lines without being touched by a player. Violations will result with the ball being awarded to the opposition. The ball is placed on the first "cross field line" it crosses. **The free kick is indirect.**

Exceptions to the "two line" violation : 1). Uncontrolled balls played out of the penalty area on goalie saves, 2). Shots taken from outside the offensive "cross field line".

There is no "two line" violation on the un-boarded fields. However, if a player plays the ball from penalty area, over the halfway line in the air without the ball being touched by another player, play will restart with an indirect free kick from the half way line for the opposing team.

Rule 12 **Goalie Restrictions**

All violations of the goalie restrictions rule will result in change of possession, indirect free kick from the top of the penalty area.

- a) After controlling the ball with their hands, the goalie has five seconds to release the ball back into play.
- b) The goalie cannot handle the ball with their hands after releasing it until the ball changes possession.
- c) The goalie cannot pick up a ball that is played back to them intentionally by a field player on their team.
- d) The goalie is not allowed to punt or drop kick the ball into play.
- e) The goalie cannot play the ball back into the penalty area and then pick it up.

Note : Once the ball is released from the goalie's hands, the ball is in play, including "dribbling".

Rule 13 **The Goalie's Box and Penalty Area**

All offensive players are restricted from entering the goalie's box until the ball enters the goalie's box (also known as the goal kick area). Players cannot intentionally obstruct the opposing goalie. Violation results in indirect free kick for the goalie's team.

During goal kicks, offensive players are not allowed in the penalty area until the ball is kicked, moved, and successfully left the area.

Rule 14 **Handballs**

An intentional handball results in a two-minute penalty. An intentional handball by the defensive team within the box will result in a penalty shot. A two-minute penalty is assessed and the penalized player is sent to the bench. If the penalty shot results in a goal the player is released, no penalty is served. If the penalty shot does not result in a goal the player serves the two minute penalty from that point forward.

Rule 15 **Heading**

All players in age groups U8, U10, and U12, shall not engage in heading the ball during league play. An indirect free kick at the location of the infringement is awarded to the opposing team if a player, in the opinion of the referee, deliberately heads or attempts to head the ball.

If, in the opinion of the referee, a deliberate header or attempt to head occurs within the goal area, the indirect free kick will be taken on the goal area line parallel to the goal line at the point nearest to where the infringement occurred. If, in the opinion of the referee, a player does not deliberately head or attempt to head the ball, then play shall continue.

Rule 16 **Definition of Penalties**

- a) A two minute penalty, as defined, requires a team to play shorthanded for two minutes. The penalized player will be released if the opposing team scores a goal.
- b) A five minute or hard penalty is either a yellow or red card. A hard penalty, as defined, requires a team to play short-handed for the five minutes, even if the opposing team scores ten goals. Two minute penalties and yellow cards do not carry over to another game in tournament play.

Rule 17 - Definitions of Slides and Slide tackles (“Sliding”)

DIS considers any sliding as dangerous and unsanitary. Four types of “sliding” are recognized.

16a) A slide is an uncontested slide towards the ball.

Loss of possession, direct free kick.

16b) A reaching shot (dropping to one or both knees) is considered “sliding” indoors.

Loss of possession, direct free kick.

16c) A slide tackle is a contested slide toward an opponent and the ball.

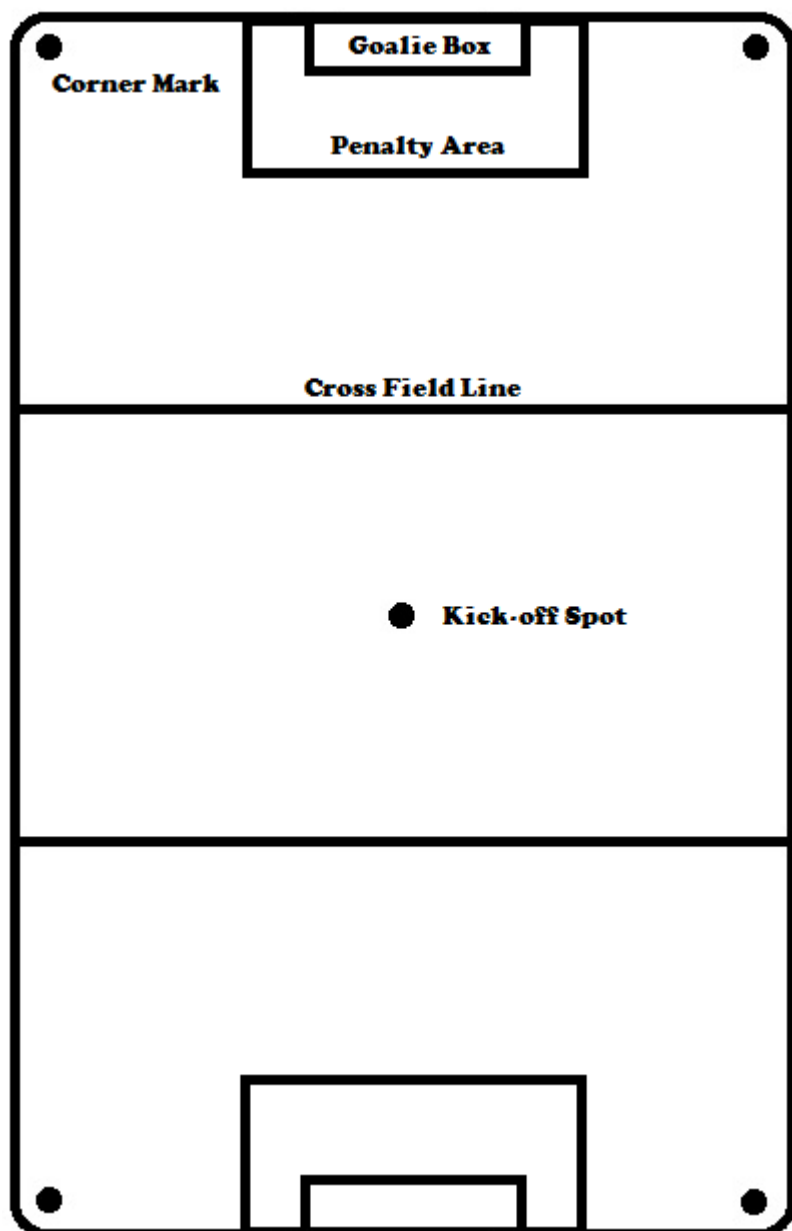
Loss of possession, two minute penalty, direct free kick.

16d) A slide tackle is also considered when a player slides within playing distance of an opponent.


Loss of possession, two minute penalty, direct free kick.

Any “sliding” in the penalty area, by a defensive player, results in a two minute penalty. The penalized player is sent to the bench. A penalty shot is given. If the penalty shot results in a goal the player is released. If the shot misses, the penalized player serves the penalty time from that time forward.

Fields 1-4



Fields 5&6



Rule 18 **Play along the boards**

Players can place their hands on the walls to protect themselves or to "feel" the walls when they turn. However, a player possessing the ball can not touch the boards while playing the ball. This results in loss of possession. If the referee feels as though it could possibly be unsafe for play to continue along the boards, the referee may issue a drop ball which will be contested by both teams.

*Play along the boards rules do not apply on the un-boarded fields.

Rule 19 **Last Defender**

If the "last defender" makes a deliberate or dangerous foul from behind, after the offensive player crosses into the offensive third, the "break-away rule" will apply. A foul results in a yellow card, five minutes hard time, and a penalty kick.

Penalized player will not be released if penalty shot results in goal. If the foul is flagrant or dangerous, the penalty is then a red card, resulting in ejection, five minute hard penalty, and penalty shot.

Rule 20 **Penalty Kick Procedure**

The penalty kick location is directly in the middle, at the top of the penalty area six inches away from the edge of the penalty area. On field 5 or 6, the penalty kick spot is located 10 yards from the goal line. On the full field 5 AND 6, the penalty kick spot is located 12 yards from the goal line. The referee will identify the shooter and tell that player to wait for the whistle. All other field players must remain outside the "cross field line" until the ball is struck.

The referee will then check with the goalie to see that both of the goalie's feet are touching the goal line and that the goalie is ready. Prior to the kick, the goalie is only allowed to move side to side. The referee will then signal the shooter to shoot.

Play is live if no goal is scored. The shooter cannot touch the ball again until it has been touched by another player.

There are no penalty shots for games that take place on a small field (U8 and U10)*. However, denial of an OBVIOUS goal scoring opportunity on a small field will result in a yellow card being shown to the offending player.

As stated in rule 21b, that player must sit out for 5 minutes and his or her team must play with one less player for five minutes regardless of if a goal has been scored. U10 games that are played on a big field will follow the regular penalty shot procedure.

*We discourage the awarding of penalty shots for games on the small-boarded fields. However, if a referee believes that an obvious goal scoring opportunity has been denied and the play would have resulted in a goal, the referee may award a penalty shot.

Rule 21 **Fouls and Misconduct**

21a) When a team accumulates five fouls that do not require a penalty, a two minute penalty will be assessed. After a two-minute penalty is assessed, a team's penalty count is reset to zero. The penalty count does not carry over from first half to second half. When a team's foul count is, for example, two and they are given an unrelated two-minute penalty, the foul count remains at two.

21b) Boarding*, unsportsmanlike conduct, and other violent and/or intentional fouls will result in a 5 minute hard time penalty and a yellow card or red card

21c) Major misconduct, such as attempting to injure, will result in an immediate red card ejection and the team will receive a 5-minute hard penalty. Ejected players will receive a minimum one game suspension. Recurrence results in a full year suspension.

21d) Players receiving red cards are listed with DIS. That player must leave the field immediately and serve an additional one game suspension. Once a player has been issued a second red card during the year, he/she is suspended indefinitely and return is subject to review at a later time, no sooner than 7 weeks.

21e) Bench personnel can be awarded yellow and red cards according to IFAB rules.

Rule 22 **Penalties Regarding Goalies**

If a goalie receives a yellow card, he/she will serve the penalty time. If a goalie receives a two-minute penalty, the referee will determine if he/she is required to serve the penalty time.

Rule 23 **Penalty Forfeiture**

A team cannot play with more than two players in the penalty box. If a third player receives a penalty while 2 players are serving time the referee has the option to put the third player in when the first penalty time is served or terminate the game. The team with the three penalties loses by forfeiture. If the game is tied at this point the opposing team is awarded one goal to designate the winner.

Rule 24 **Injuries and Stoppage of Play**

When play is stopped for an injured player, that player must leave the field for a substitute. The player can return on a normal substitution thereafter. If the injury occurs within the last two minutes of the game, and the score is within one goal and it is NOT tied, under the discretion of the referee, he or she may add up to two minutes to the game clock if time runs out prior to completion of the game. The game will be completed and diminishing the warm up time and/or the half time from the next game will make up the lost time.

Danvers Indoor Sports - Tournament Details

Eligibility

All participating teams must be properly registered and rostered with DIS. Teams that are not properly registered will forfeit (0-1) any games until properly registered.

Clock Procedures

In order for Tournaments to be successful, games must start on time. Please help us by being on time and having yourself and your team prepared to play. During a game there are no time outs. The clock will not be stopped for any reason other than an injury and then only if there is less than two minutes left in the game, and the score is within one goal. All coaches must understand that the clock will remain on time, always. At the discretion of the referee, he or she may add up to two minutes onto the clock of any game that was stalled due to injury or other circumstances.

Tournament Structure

Prior to your tournament, please understand the tournament structure and realize that different groups can have different tournament structures. Please note that crossovers exist with teams from other brackets in some groups. In crossover situations, it is necessary to wait until all preliminary games have been completed to understand quarter final or semi final pairings. It is our policy to avoid any team playing "back to back" games whenever possible, but it may be unavoidable. Coaches, if for any reason you feel it necessary to protest a tournament game you must file the protest immediately following your game.

Awards

For those **players in attendance** on tournament day, DIS will provide up to 14 trophies for first place and up to 14 medals for second place. Please note that players in Under 8 leagues do not play for trophies, every U-8 player present that day will receive a medal. Additional trophies and medals will be billed to the team at \$7.00 per trophy and \$3.00 per medal.

Point System

This tournament is based on a point system. A team will receive two points for a win, one point for a tie, and no points for a loss. Points are only given for preliminary games and are used for seeding in the next phase. Only quarter finals, semifinals, and finals are required to have a determined winner, preliminary games may end in a tie (each team will receive one point).

Tie breakers are used in situations when necessary. Teams will advance beyond the preliminary round based on : 1) Most Points; 2) Head to Head; 3) Least Goals Against; 4) Most Goals For; 5) Most Wins; and 6) A 3 player Shoot Out. Under 8 leagues do not use the "Most Goals For" tie breaker. In instances where three or more teams are tied in points, tie breakers will be used to determine winners. After one team has been eliminated, the remaining teams reset their tie breakers from the beginning.

When Is An Overtime Period Played ?

No overtime period will be played when a game ends in a tie for:
1) Preliminary games; 2) Consolation games; 3) Under 8 League Finals.

Overtime Period Procedure

When an overtime period is required, the referee or DIS Staff will put three* minutes on the clock and the overtime period will start immediately. The referee will start the overtime period with a drop ball at the kick off spot. Only one overtime period will be played. Coaches will be given 10 seconds to remove two players currently on the field. In overtime teams will play with 4 field players and a goalkeeper, provided that all penalties have been served. No substitutions are allowed between regulation and overtime play but are allowed once play has been started (please see "On The Fly Substitutions"). A two minute penalty will be assessed if a coach attempts to substitute.

***Adult formats allow for a 5 minute overtime

Determining a Winner During Overtime

The first goal scored in overtime determines the winner (i.e. sudden victory). If no goals are scored during the overtime period, a 3 player Shoot Out will be required to determine the winner.

Shoot Out Procedure

The Shoot Out will consist of players on the field at the end of the overtime period : 3 shooters and a goalie from each team (a goalie can be a shooter). Prior to the overtime period, DIS Staff will do a coin toss to see who will shoot first, the higher seeded team will call the coin toss. The winner of the coin toss will pick to shoot first or second. At the end of regulation, coaches will reduce the number of players on the field to meet the Shoot Out requirements. All remaining players and coaches will remain in the bench - there are no exceptions. Goalies may NOT be substituted for the Shoot Out unless they are injured at the end of the overtime period or during the Shoot Out. One goal will be awarded for each penalty shot made. If, after all shooters have shot, the score is tied, a Sudden Victory Shoot Out will be necessary to determine a winner.

Sudden Victory Shoot Out Procedure.

Players who took a penalty shot during the Shoot Out are not eligible to participate in the Sudden Victory Shoot Out until all of the rostered players on the bench from their team have taken a penalty shot. This will be a "one for one" Shoot Out. Each team will send one player from the bench for a penalty shot. If, after both penalty shots have been taken, the score is still tied, the "one for one" process will be repeated until there is a winner.

Players Red Carded During A Tournament.

Any player that receives a red card during tournament play will sit out the rest of the tournament.

**All coaches are to respect these rules without exception.
Coaches are expected to advise players and parents about these rules.**

